

## COMMITTEE OF THE WHOLE – NOVEMBER 29, 2004

### SHERWOOD PARK DRIVE TURNING RESTRICTION

#### Recommendation

The Commissioner of Engineering and Public Works recommends:

That turn prohibitions at the intersections of Sherwood Park Drive and Keele Street and at Sherwood Park Drive and Rutherford Road not be installed.

#### Purpose

To review the feasibility of implementing turn prohibitions at the intersections of Sherwood Park Drive and Keele Street and at Sherwood Park Drive and Rutherford Road, in response to direction from Council.

#### Background

At its meeting on June 28, 2004 Council directed:

- 1. "That staff be requested to investigate the need for and feasibility of installing a "No Left Turn" regulation between the hours of 7:00 am and 9:00 am for northbound traffic at the intersection of Keele Street and Sherwood Park Drive; and**
- 2. That staff be requested to investigate the need for and feasibility of installing a "No Left Turn" regulation between the hours of 4:00 pm and 6:00 pm for northbound traffic at the intersection of Keele Street and Sherwood Park Drive; and**
- 3. That staff be requested to investigate the need for and feasibility of installing a "No Right Turn" regulation between the hours of 7:00 am and 6:00 pm for eastbound traffic at the intersection of Rutherford Road and Sherwood Park Drive; and**
- 4. That staff be requested to investigate the need for and feasibility of installing "No Right Turn" regulation between the hours of 4:00 pm and 6:00 pm for eastbound traffic at the intersection of Rutherford Road and Sherwood Park Drive; and**
- 5. That staff report to a future Committee of the Whole meeting with respect to their findings as soon as possible."**

Sherwood Park Drive is a local residential roadway. The posted speed limit on Sherwood Park Drive is 40 km/h. Rutherford Road and Keele Street are arterial roadways under the jurisdiction of the Region of York, and are statutory 50 km/h streets. The study area is shown on Attachment No. 1.

Residents expressed concerns that drivers are using Sherwood Park Drive to bypass the Keele Street and Rutherford Road intersection. Staff conducted an infiltration study on November 9, 2004 during the time periods of 7:00am to 9:00am and 4:00pm to 6:00pm to determine the amount of 'cut-through traffic'.

The infiltration routes and results of the studies are summarized in the following table.

November 9, 2004 Study				
TIME	ENTERING AT	EXITING AT	TOTAL INBOUND VEHICLE	TOTAL INFILTRATION
7:00am to 9:00am	Rutherford Road and Sherwood Park Drive	Keele Street and Sherwood Park Drive or at Keele Street and Alberta Drive	30	17 or 56.7%
7:00am to 9:00am	Keele Street and Sherwood Park Drive	Rutherford Road and Sherwood Park Drive	11	2 or 18.2%
4:00pm to 6:00pm	Rutherford Road and Sherwood Park Drive	Keele Street and Sherwood Park Drive or at Keele Street and Alberta Drive	25	4 or 16.0%
4:00pm to 6:00pm	Keele Street and Sherwood Park Drive	Rutherford Road and Sherwood Park Drive	87	31 or 35.6%

The total inbound traffic volumes during all study times are low. The actual volumes of traffic infiltration during both study time periods are also low. Due to the low number of vehicles recorded during these study periods, staff does not recommend the installation of turn prohibitions at either intersection.

If Council should wish to proceed with turn prohibitions, it should be noted that both intersections are under Region of York jurisdiction. In this case, the Region of York would be requested to review the feasibility of implementing one or more turn prohibitions.

However, any intersection turn prohibition would apply to all motorists. Residents affected by the restrictions would need to accept the extra travel distance required to access their homes during the maximum 4-hour intersection turn prohibitions. Therefore, prior to the implementation of a prohibition City Engineering Staff in consultation with Region of York Transportation Staff would have to notify the residents. A survey would be mailed to each home requesting a vote of the proposed prohibition(s). If there were support of 66.6%, then the Region of York would report to Regional Council recommending approval of the prohibition(s).

The Region of York was requested to provide a collision history at Rutherford Road and Sherwood Park Drive. Region staff could not locate any collision reports at these intersections.

### **Conclusion**

Based on staff's review, it is recommended that turn prohibitions at the intersections of Sherwood Park Drive and Keele Street and at Sherwood Park Drive and Rutherford Road not be installed.

### **Attachments**

1. Location Map

### **Report prepared by**

Mark Ranstoller, Senior Transportation Technologist, ext. 8251  
Mike Dokman, Supervisor, Traffic Engineering, ext. 8031

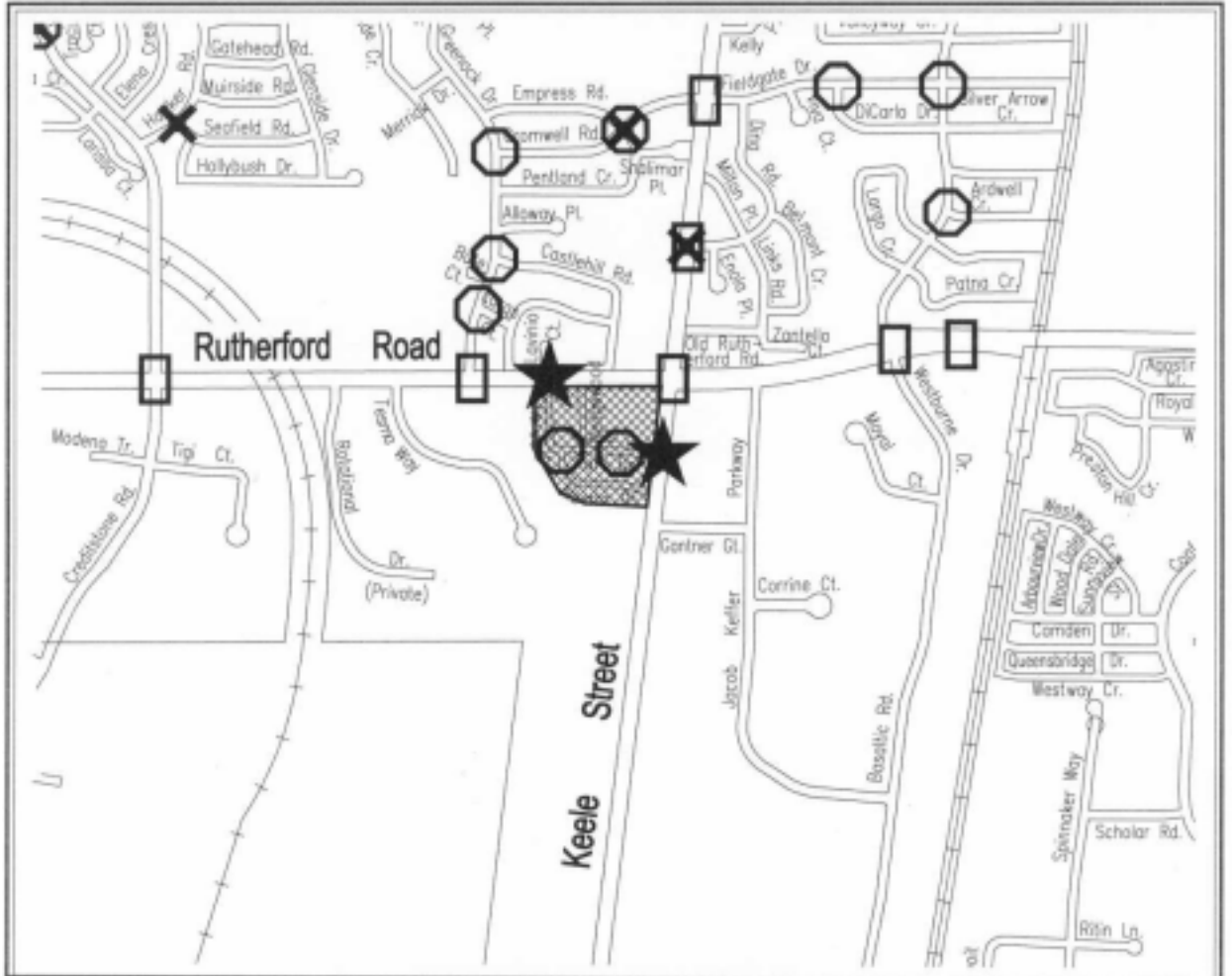
Respectfully submitted,

Bill Robinson, P. Eng.  
Commissioner of Engineering and Public Works

Gary Carroll, P. Eng.  
Director of Engineering Services






:MR

# ATTACHMENT No. 1



## SHERWOOD PARK DRIVE TURNING RESTRICTION - STUDY AREA

### LEGEND

-  SUBJECT AREA
-  INTERSECTION UNDER REVIEW
-  EXISTING TRAFFIC SIGNALS
-  EXISTING ALL-WAY STOP CONTROL
-  EXISTING SUPERVISED SCHOOLCROSSING



NOT TO SCALE