

COMMITTEE OF THE WHOLE – JUNE 3, 2002

CHANCELLOR DRIVE RECONSTRUCTION

Recommendation

The Commissioner, Development Services recommends:

That a road narrowing be incorporated into the reconstruction of Chancellor Drive between Aberdeen Avenue and Pine Valley Drive.

Purpose

To report on the feasibility of installing measures to slow traffic with the reconstruction of this section of Chancellor Drive.

Background - Analysis and Options

Chancellor Drive is a feeder type roadway with an 11.5 metre pavement width. In response to resident concerns with traffic speeds, in 2000 lines were painted along the sides of the road to narrow the apparent travelled width to 6.5 metres. This is similar to the pavement markings which were painted on Barrhill Road in Maple the previous year.

In response to further resident concerns, expressed at a community meeting in the fall of 2001, staff conducted speed studies on Chancellor Drive between Aberdeen Avenue and Pine Valley Drive. The speed studies were conducted before and after signalization of the intersection of Chancellor Drive and Aberdeen Avenue. Prior to signalization the average speed was found to be 52 km/h. After signalization the average speed was found to be 53 km/h. The posted speed limit is 40 km/h.

As this section of Chancellor Drive is scheduled to be reconstructed this year, it is appropriate to consider the incorporation of measures into the reconstruction that would enhance the existing pavement markings which narrow the travelled portion of the road. The incorporation of such measures could be done with minimal extra cost.

Staff have determined that a road narrowing is feasible at the Jersey Creek crossing where there are no driveways or houses fronting on the street. The narrowing would be approximately 20 metres long and extend 2.5 metres from both the north and south side of the road. Refer to Attachment No. 1. This would reduce the travelled width of the road to 6.5 metres and enhance the existing line painting. Additional road narrowings would be difficult because of the number of closely-spaced driveways. It is not recommended that speed humps or other vertical traffic calming measures be installed on this section of Chancellor Drive.

Conclusion

It is recommended that a road narrowing at Jersey Creek be incorporated into the reconstruction of Chancellor Drive.

Attachments

1. Location Map

Report prepared by

Philip Weber, Transportation Engineer, ext. 8264

Brendan Holly, Senior Manager Development/Transportation Engineering, ext 8250

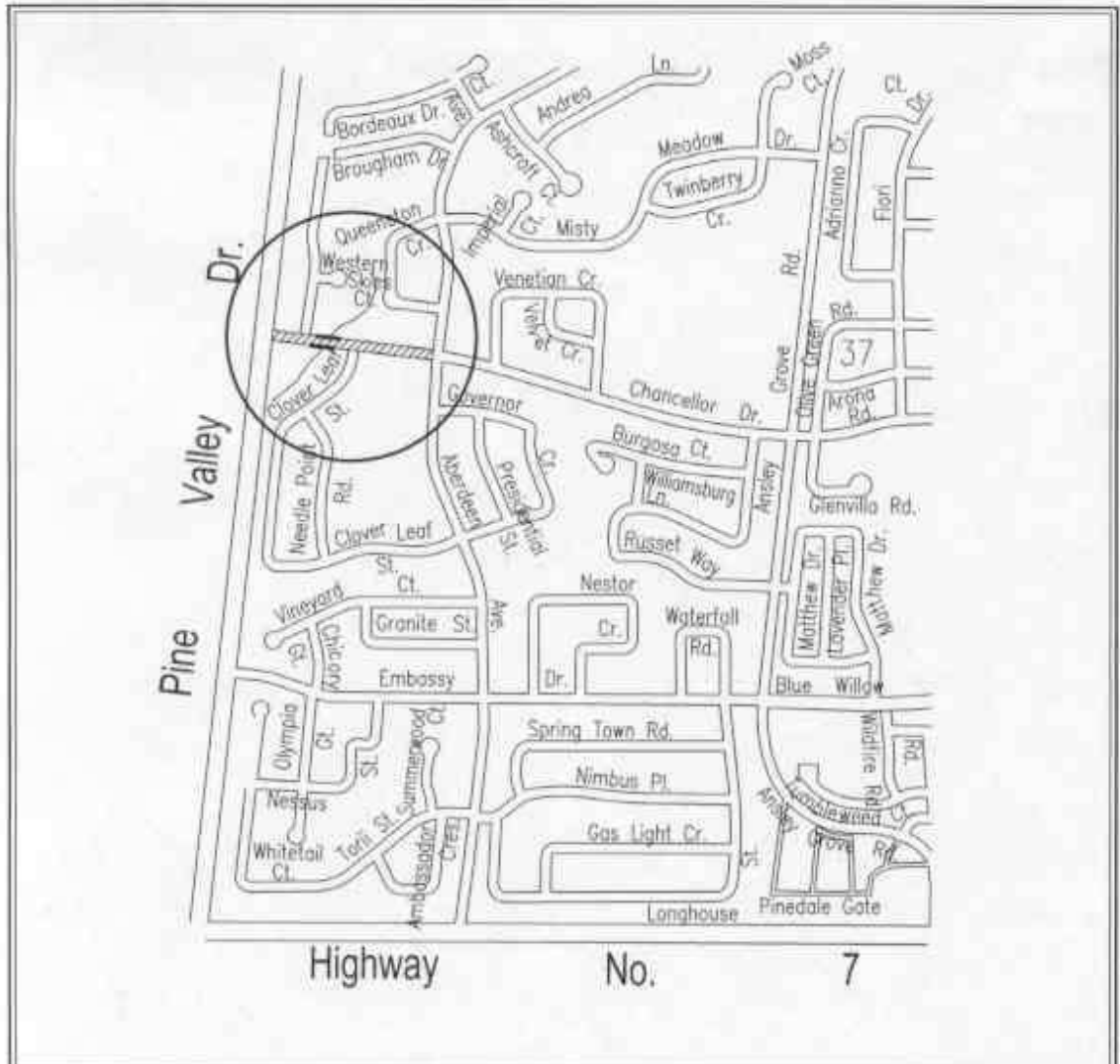
Respectfully submitted,

FRANK MIELE
Commissioner, Development Services

Bill Robinson, P. Eng.
Executive Director of City Engineering
and Public Works



PW/mr

ATTACHMENT No. 1



CHANCELLOR DRIVE

LEGEND

-  ROAD SECTION TO BE RECONSTRUCTED
-  PROPOSED ROAD NARROWINGS



NOT TO SCALE

CITY OF WAGHAN - ENGINEERING DEPARTMENT

Drawing Name: R:\ENGR\DWG\DEVELOP\PLANNING\Plan\Chancellor Drive.dwg