

COMMITTEE OF THE WHOLE - DECEMBER 5, 2005

ECONOMIC & TECHNOLOGY DEVELOPMENT ANNUAL REPORT 2004

Recommendation

The Commissioner of Economic/Technology Development and Communications recommends

That this report be received as information only.

Economic Impact

There is no economic impact.

Purpose

To provide an analysis and summary report of Vaughan's economic conditions, development trends and the activities of the Economic & Technology Development Department.

Background - Analysis and Options

The year 2004 was an active year for the Vaughan business community. In addition to a robust real estate market, the number of firms and employment grew by 9% and 11%, respectively. Development and construction in the industrial and commercial sectors continued to be strong, despite a slight decline in the overall value of construction.

The Economic & Technology Development Department expanded its mandate in 2004. In addition to business attraction, retention and small business development activities, the Department also undertook steps to develop programs in the Environmental and Tourism sectors. These new initiatives required the involvement and participation of public sector agencies and private sector partners.

The Annual Report provides a summary of the Department's activities as well as an analysis of the economic conditions that will impact local businesses as they plan and prepare to meet the challenges of local and global competitiveness. Preparation of the Annual Report was delayed due to staffing constraints. However, the importance of the Annual Report as year-to-year reporting mechanism and as a marketing and research tool for site selectors, realtors and investors, compelled the completion of this document. Hence, this popular document has been posted on the City's website as well as being forwarded to federal, provincial and regional agencies.

Relationship to Vaughan Vision 2007

The Annual Report meets Goal 6.4 of Vaughan Vision 2007 to create increase awareness of the City's leadership on key issues and celebrate our successes and achievements. This report is consistent with the priorities previously set by Council and the necessary resources have been allocated and approved.

Conclusion

The Annual Report documents the achievements of the Economic and Technology Development Department, but more importantly, it demonstrates to future investors the dynamic nature of our community.

Attachments

Annual Report 2004

Report prepared by:

Frank Miele, Commissioner of Economic/Technology Development and Communications

Respectfully submitted,

Frank Miele

Commissioner of Economic/Technology Development and Communications

City of Vaughan

ANNUAL ECONOMIC REPORT 2004

CONTENTS

Market Overview	2
Business Attractions & Retentions Highlights	3
Industrial & Commercial Activity Highlights	4
Business & Construction Activity	5
Vaughan Business Enterprise Centre	6
Vaughan Business & Employment Growth	7
Celebrating Successes, Ground Breakings & Grand Openings	8 - 9
Winning Publications	10
New Initiatives - Environment	11
New Initiatives - Tourism	12



2141 MAJOR MACKENZIE DRIVE
VAUGHAN, ONTARIO L6A 1T1
TEL: 905.832.8521
FAX: 905.832.6248
www.vaughan.ca



Another Strong Year in Business Growth

The City of Vaughan is one of the strongest and most dynamic marketplaces in Canada. As our City continues to grow and prosper, there is the need to continually build our industry sectors to provide an employment base for current and future residents. The Economic & Technology Development Department occupies that niche within our public administration that exclusively works with our business, real estate and development communities to market and promote the advantage of business investment in Vaughan.

Vaughan's population grew to an estimated 235,000 people in 2004, while employment grew by 11% from the previous year. With over 8,000 businesses, Vaughan continues to attract successful businesses from diverse sectors by providing a skilled and talented workforce, strategically situated greenfield sites, low taxes and development charges. Over the course of 2004, the City posted \$890.6 million worth of construction, earning a spot in the top 10 municipalities in Canada.

As we look ahead to 2005, Vaughan will be launching some exciting initiatives. We will be working diligently to develop our employment areas in the Vaughan Enterprise Zone and along the Highway 400 Corridor, to provide high quality development sites. We will be promoting our exciting tourism destinations and building our hospitality sector. And we will work towards building a green and sustainable community by attracting environmental sector businesses.

We encourage you to review the City's accomplishments in our 2004 Annual Report. Come and speak with us – see why Vaughan is one of the most dynamic cities in Canada.

Frank Miele
COMMISSIONER OF ECONOMIC/TECHNOLOGY
DEVELOPMENT AND COMMUNICATIONS

Market Overview

Each year, the City of Vaughan strives to attract and retain business investment within the community. The City's diverse economic base of over 8,000 businesses establishes a stable tax base and creates jobs. Vaughan has been very successful in an extremely competitive industrial and commercial real estate market. Demand for employment lands and buildings continue to be strong, driving prices to record levels.

In addition to industrial development, Vaughan also has attracted many commercial developments, including new hotel investments. The City has developed into a well-rounded tourism destination with world-class arts and culture; top sports venues; fine dining; fun entertainment and shopping venues such as the new Vaughan Mills mega mall.

"Service excellence" is the goal of the City. It is this entrepreneurial and growth-oriented business climate that attracts people and businesses to Vaughan each and every year.

Industrial Inventory and Vacancy Rates, Greater Toronto Area

MUNICIPALITY	INVENTORY (sq. ft.)	VACANCY RATE
Aurora	6,034,710	4.9%
Brampton	82,133,489	6.2%
Markham	34,226,776	4.1%
Mississauga	163,891,660	5.6%
Newmarket	5,995,378	4.2%
Oakville	21,536,539	4.4%
Richmond Hill	11,288,334	4.8%
Toronto	280,472,728	4.0%
Vaughan	77,024,993	4.4%
GTA Total	728,996,597	4.9%

Source: Royal LePage Commercial Inc., Industrial Market Update, Greater Toronto Area



ECONOMIC INDICATORS	2004	2003	% CHANGE	
Total Population ¹	235,000	230,000	+2.2%	¹ York Region Estimates
Total Employment ²	149,450	134,600	+11.0%	² York Region Employment Survey 2004
Total Businesses ²	7,932	7,223	+9.8%	³ Statistics Canada, Greater Toronto Area, 2003
Total Value of Construction (\$ million) ³	891	1,057	-15.7%	⁴ Statistics Canada, Census 2001
Industrial	174	194	-10.3%	⁵ City of Vaughan, Building Standards Department
Commercial	171	203	-15.8%	⁶ Colliers International, GTA North (Markham, Richmond Hill and Vaughan)
Residential	453	539	-16.0%	⁷ Royal LePage Commercial
Industrial Land Sales Volume (\$ million) ⁵	83.6	76.7	+9.0%	
Industrial Land Sales (acres sold) ⁵	302	272	+11.0%	
Average House Price ⁷ - Thornhill	364,521	325,000	+12.2%	
Single Family Home - Woodbridge	379,673	357,082	+6.3%	
Total Number of Permits Issued ⁵	4,867	5,641	-13.7%	
Industrial Vacancy Rate ⁷	4.4%	4.4%		
Office Vacancy Rate ⁷	12.3%	11.3%		

Business Attractions & Retentions Highlights



Supreme Foods Limited, a long established distributor of fine quality food products from around the world, began work on their new head office and distribution centre in Vaughan. Located at 8755 Keele Street, the 126,000-square-foot facility will serve as a distribution centre to grocers across Canada.



Canada's largest private family fitness club, **The Pavilion** began work in 2004 on a 143,000-square-foot facility. Due to open in June 2005, the centre will house 2 NHL-quality rinks, an aquatic centre, racquet courts, gyms and studios as well as the Kidz Zone fitness club for children ages 6 to 12 and the Teen Fit club for teenagers.



Window City, extruders and manufacturers of quality vinyl doors and windows, began construction on a 260,000-square-foot manufacturing facility. Located at 5690 Steeles Avenue West, this new extrusion and manufacturing plant will be equipped with the latest in automated technology to produce European quality doors and windows for the new construction and renovation markets.



Anatolia Tile, one of Canada's largest importers and distributors of ceramic tile and stone products, began construction of their 250,000-square-foot distribution centre located at 240 Racco Parkway. Fronting off Highway 407, Anatolia Tile looks to maintain close proximity to well-established GTA markets.



United Collections

Jeld-Wen, a manufacturer of windows and doors, began construction on a new production facility located within the Vaughan Enterprise Zone. The 185,000-square-foot facility located at 90 Stone Ridge Road represents a relocation and expansion for Jeld-Wen from its current Keele Street address in Vaughan.

Industrial & Commercial Activity Highlights

New Industrial Building Permit Summary - 2004 (greater than 30,000 square feet)				
Applicant	Location	Size (sq.m.)	Size (sq.ft.)	Value (\$)
Sadr Investment Inc.	5690 Steeles Ave.	24,132	259,755	14,479,032
Anatolia Tile Inc.	240 Racco Pkwy.	23,225	249,992	13,935,000
NHD Developments Ltd.	90 Stone Ridge Rd.	17,187	184,999	10,312,200
L. Corso Audia Court Inv. Ltd.	300 Connie Cr.	13,015	140,092	9,102,100
Tilzen Holdings Limited	8755 Keele St.	11,708	126,024	7,024,500
Racco Parkway Project	251 Racco Pkwy.	9,925	106,832	5,955,180
Roybridge Holdings Ltd.	111 Creditview Rd.	8,827	95,013	5,296,278
CLD Investments Inc.	1641 Langstaff Rd.	8,498	91,472	5,098,710
Roybridge Holdings Ltd.	111 Zenway Blvd. Unit A	7,279	78,351	4,367,454
Galaxy Lighting and Brass Ltd.	388 Romina Dr.	7,042	75,799	4,225,320
Dufcon Development Inc.	345 Connie Cr.	4,716	50,763	2,829,456
North Starlight Corporation	399 Four Valley Dr. Unit A	4,688	50,461	2,812,602
999923 Ontario Limited	155 Rainbow Creek Dr.	4,672	50,289	2,803,254
Foamite Industries Inc.	1000 Edgeley Blvd.	4,429	47,673	1,328,837
Rowhedge Construction Limited	8355 Jane St. Building B	4,389	47,243	3,072,531
Sam DiGiammarino	71 Jevlan Dr.	4,265	45,908	2,559,000
Lorwood Holdings	9001 Jane St. Unit C	3,803	40,935	2,281,602
2031860 Ontario Inc.	180 Creditview Rd.	3,716	39,999	2,229,672
Carmen Guglietti	370 Caldari Rd. Unit B	3,702	39,848	2,221,068
Confederated Properties Ltd.	150 Creditview Rd.	3,688	39,697	2,028,356
Liz-Greg Ltd.	60 Creditview Rd.	3,021	32,518	1,812,600
S. Asaro Holdings Inc.	967 Edgeley Blvd.	2,966	31,926	1,779,570

New Commercial Building Permit Summary - 2004 (greater than 30,000 square feet)				
Applicant	Location	Size (sq.m.)	Size (sq.ft.)	Value (\$)
Aventura Properties	130 Racco Pkwy.	13,260	142,729	19,889,640
CCIL Ltd. & LCIL Ltd.	3300 Rutherford Rd.	10,105	108,769	8,084,000
Keele & Steeles Investments Ltd.	2300 Steeles Ave.	9,598	103,312	9,598,180
Carlo 1 Corp	2839 Rutherford Rd.	9,265	99,728	13,898,100
Sevenbridge Developments Limited	3200 Hwy 7	7,479	80,503	7,478,650
Loblaw Properties Limited	3800 Rutherford Rd.	3,755	40,418	3,004,000
1485728 Ontario Limited	100 Auto Park Circle	3,305	35,575	2,644,000

Business & Construction Activity

Construction Value of Issued Permits in Millions \$

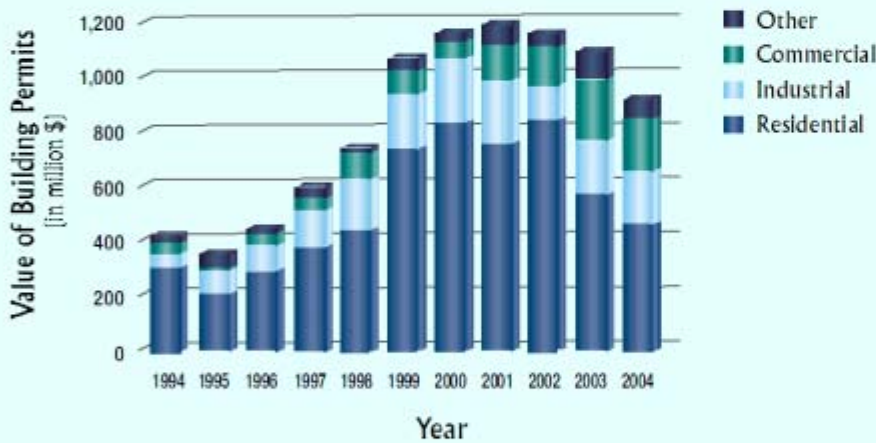
	2000	2001	2002	2003	2004
Residential	801.0	720.1	810.4	539.4	452.8
Commercial	61.7	124.9	102.6	203.3	171.1
Industrial	226.5	219.7	141.5	194.0	173.9
Institutional	29.8	83.0	60.8	117.2	87.8
Other	3.3	3.5	3.9	2.7	4.8
Total Value	1122.4	1151.4	1119.3	1056.8	890.6
# of permits	8,295	8,048	8,534	5,641	4,867

Source: Building Standards Department, City of Vaughan, January 2004

Industrial and Commercial Land Absorption 2000-2004

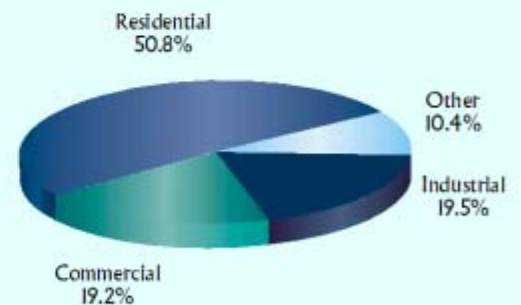
Year	INDUSTRIAL		COMMERCIAL	
	Acres	Hectares	Acres	Hectares
2000	229.6	92.9	34.2	13.8
2001	187.7	75.9	55.8	22.6
2002	113.4	45.9	47.9	19.4
2003	131.2	53.1	104.2	42.1
2004	135.6	54.9	66.1	26.8

Construction Activity 1994 - 2004



Source: City of Vaughan, Building Standards Department 2004

Type of Construction by Total Value



Source: City of Vaughan, Building Standards Department 2004

2004 Value of Construction for Selected Municipalities (in Millions \$)

Municipality	Industrial	Commercial	2004 Total
Toronto	181	948	3,749
Brampton	208	164	2,730
Calgary	77	235	2,635
Montreal	146	519	2,482
Ottawa	16	416	1,696
Mississauga	344	185	1,386
Edmonton	78	364	1,361
Vaughan	174 (4 th)	171 (7 th)	878
Markham	33	72	614

Source: ETDD survey of municipal websites and local area economic development departments

Vaughan Business Enterprise Centre

Small businesses account for more than 80% of all enterprises in Vaughan and have traditionally been the largest employment generators.

Vaughan Business Enterprise Centre (VBEC), a part of the Economic & Technology Development Department, helps businesses to grow and expand, while simultaneously supporting new entrepreneurial enterprises and providing consultations and professional development for small business owners. The services include "take-home" information packages on starting a business, group training and individual consultations. Founding partners include the Province of Ontario through the Ministry of Economic Development & Trade (MEDT) and the City of Vaughan. Private sector partners include RBC Royal Bank, Scotiabank, BMO Bank of Montreal, Business Development Bank of Canada, and CIBC.

Some of the milestones achieved at VBEC over the past year:

- over 18,000 clients serviced
- in excess of 3,000 business consultations
- more than 1,300 new business registrations
- creation of more than 1,500 initial jobs from registered businesses
- 227 visits to the Resource Library
- 372 seminar attendees
- 164,463 website hits

On average, newly-created businesses registered through VBEC in 2004 were expected to generate more than \$13 million in initial investments.

Bridge to Better Business Event

In celebration of small business month in Ontario, VBEC hosted its 3rd Annual Bridge to Better Business Event in October. Over 130 business people and dignitaries met for a day of celebration and networking. Attendees took the opportunity to listen to dynamic speakers as they shared innovative strategies and solutions that could be implemented in their daily business and personal lives. The keynote address came from gardening guru and entrepreneur, Mark Cullen.

The Summer Company initiative in its 4th successful year at VBEC is a program open to both high school and post-secondary students. During the fall, students compete for the chance to receive a grant of up to \$3,000 to start their own summer business by submitting an award-winning business plan. In 2004, five enterprising young people were awarded with the Summer Company grants towards their business ventures.

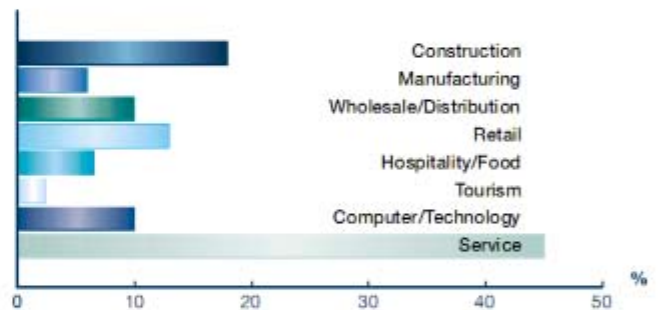
Expected Initial Investment by Business

VBEC, 2004



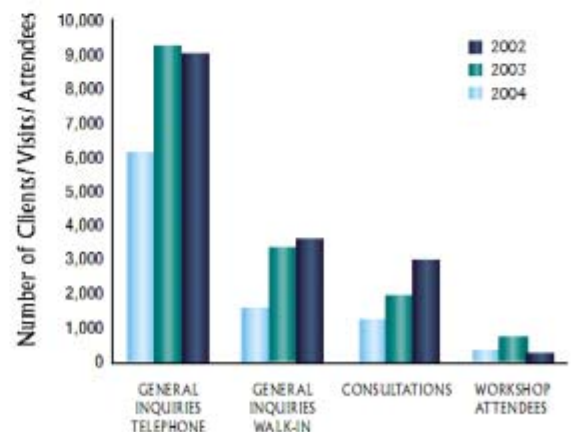
New Business Registration by Industry

VBEC, 2004



Client Statistics 2002 - 2004

Source: VBEC, 2004



Business & Employment Growth

Employment Survey 2004

Employment growth in Vaughan continues to be strong. Vaughan experienced an overall growth of 11% in employment from 2003. Approximately 150,000 individuals are employed by Vaughan companies. The number of businesses operating in Vaughan grew by 9%, now numbering more than 8,000 businesses.

All but one sector experienced overall growth in employment. The most prominent sectors continue to be Manufacturing, Construction, Retail Trade and Wholesale Trade. In particular, the Professional, Scientific and Technical Services and Retail Trade sectors showed large increases at 42% and 29% growth, respectively. Transportation & Warehousing companies continue to be the most significant single employers, maintaining a level of 40.3 employees per business. Manufacturing also maintains a significant level at 34.0 employees per business.

Primary Industry Classification	# of Businesses	% Change '03 - '04	Total Employment	% Change '03 - '04	Employees per Business
Agriculture, Forestry, Fishing and Hunting	12	+71.4	114	+52.0	9.5
Mining, Oil & Gas Extraction	5	+66.7	63	+75.0	12.6
Utilities	9	+12.5	252	+2.0	28.0
Construction	728	+7.2	17,979	+6.1	24.7
Manufacturing	1,453	+4.6	49,347	+7.9	34.0
Wholesale Trade	838	+4.6	13,951	+5.1	16.6
Retail Trade	1,361	+31.0	15,457	+28.7	11.4
Transportation & Warehousing	155	+2.6	6,240	+10.0	40.3
Information & Cultural Industries	53	-3.6	717	+10.8	13.5
Finance & Insurance	171	+13.2	2,467	+12.3	14.4
Real Estate, Rental & Leasing	172	+8.9	2,398	+8.7	13.9
Professional, Scientific and Technical Services	515	+12.9	6,853	+42.0	13.3
Management of Companies & Enterprises	30	+3.4	403	-39.7	13.4
Administrative/Support/Waste Management & Remediation Services	226	+7.1	5,167	+2.6	22.9
Educational Services	159	+1.9	4,549	+4.3	28.6
Health Care & Social Assistance	323	+4.9	2,542	+2.5	7.9
Arts, Entertainment & Recreation	114	+12.9	6,673	+9.2	58.5
Accommodation & Food Services	434	+2.4	5,967	+0.9	13.7
Other Services	828	+8.4	4,130	+15.4	5.0
Public Administration	22	-4.3	2,302	0.0	104.6

Employment Area	Business Count	% Change '03 - '04	Total Employment	% Change '03 - '04	Employees per Business
Highway 427 West	31	+19.2	185	+14.2	6.0
Highway 427 East	26	+36.8	1,441	+48.1	55.4
West Woodbridge	448	+7.2	5,853	+3.3	13.1
Pine Valley	772	+13.2	8,559	+5.6	11.1
Emery Creek	13	+8.3	2,018	+5.2	155.2
Steeles West	584	+10.4	7,474	+16.0	12.8
Weston 400 North	80	+56.9	921	+52.7	11.5
Weston 400	506	+16.9	9,068	+11.9	17.9
Vaughan 400 North	386	+188.1	9,486	+56.2	47.7
Jane North	182	+37.9	4,718	+35.8	25.9
Vaughan 400	880	-2.0	17,379	+8.7	19.7
Jane South	301	+14.0	5,344	+1.3	17.8
Steeles East	139	+26.4	1,774	+5.7	12.8
Keele	747	+3.8	17,455	+5.1	23.4
Tudor West	114	+12.9	4,999	+71.7	43.9
Tudor East	279	+0.7	10,098	+4.4	36.2
Langstaff	343	+1.2	5,817	-2.3	17.0
Steeles Campus	294	-1.0	4,649	-1.2	15.8
Maple	49	-5.8	1,217	+1.5	24.8
Nashville	-	-	-	-	-
Elder Mills	9	+12.5	84	+3.7	9.3
Huntington East	4	-20.0	76	+245.5	19.0
Huntington West	8	+14.3	1,574	-13.5	196.8
Weston Highlands	-	-	-	-	-

Top Employers in Vaughan

- Tesma International
- Paramount Canada's Wonderland
- Royal Group Technologies
- Con-Drain Company Limited
- Progressive Moulded Products
- Panigas Group of Companies
- Sears Distribution Centre
- Noma Automotive
- 407 ETR
- Canadian National Railway

Employment areas which saw the highest rates of growth in number of businesses included Vaughan 400 North followed by Weston 400 North, Jane North and Highway 427 East.

Vaughan Enterprise Zone

The City's west end, at Highways 427 and 407, will be the future development area of Vaughan. The area covers more than 1,000 hectares to accommodate future industrial and commercial expansion. Companies locating here include: Totalline Transport Inc., Weston Flooring, DRG Electronics, D-V Electronics, Jeld-Wen, and more.

Celebrating Successes Ground

On November 4, 2004, Vaughan Mills opened its doors to its first customers. The 1.2 million square foot retail centre features over 200 retail outlets, unique specialty stores, themed restaurants and exciting interactive entertainment venues all under one roof. This includes some of Canada's firsts: Bass Pro Shops Outdoor World, Lucky Strikes Lanes, NASCAR SpeedPark and Johnny Rockets. Other large brand names include Tommy Hilfiger Outlet, Kuda Furniture, Winners & Home Sense, H&M, Up-Country Home and Designer Depot.



Vaughan Mills, a unique and dynamic mega-mall on a 200-acre site located across from Paramount Canada's Wonderland, is the first Mills-type concept in Canada. Home to a dozen anchor tenants and over 200 retail outlets, Vaughan Mills serves an exceptionally large trading area that includes the entire GTA and portions of southern Ontario. The

centre, a partnership between Ivanhoe Cambridge and The Mills Corporation,

offers a unique mix of retail and entertainment set in an ambiance of distinctive neighbourhoods.



Breakings & Grand Openings

CONCEPT STORAGE SOLUTIONS LIMITED

Concept Storage Solutions Limited, one of Canada's fastest growing suppliers of racking and storage products, opened the doors to its new facility on April 21, 2004. Located at 1470 Creditstone Road, the 32,000-square-foot warehouse facility also houses the company's corporate head office. Pete Roell, founder and president of Concept Storage, officially opened the doors to business with the help of Mayor Michael Di Biase, members of Council and the Vaughan Chamber of Commerce.

MATCOM INDUSTRIAL INSTALLATIONS INC.

Matcom Industrial Installations Inc., a leader in the installation and relocation of industrial machinery and process equipment, began operation, at a new head office and warehouse located at 1531 Creditstone Road in May 2004. CEO Matthew O'Dwyer hosted a large gathering of special guests and suppliers including executives from CN Rail, a major client. A rail spur connects the 86,000-square-foot facility to the largest CN shunting yard in Canada, the MacMillan Yards.

TOTALLINE TRANSPORT

Totalline Transport, an award-winning provider of customized transportation and warehousing solutions, opened its new head office on June 16, 2004. President & CEO Uwe Petroschke inaugurated the custom built, state-of-the-art 330,000-square-foot facility located at 100 Vaughan Valley Boulevard. Totalline Transport's continued ability to provide tailor-made solutions for even the most complex transportation needs has allowed them to become the fastest growing transportation company in Canada and the only transportation company to make Profit Magazine's list of Fastest Growing Companies in 2003.

ELECTRICITY DISTRIBUTORS ASSOCIATION

Electricity Distributors Association (EDA) officially opened their new office in Vaughan on April 20, 2004. Located at 3700 Steeles Avenue West, EDA chose the new office space primarily as a means to centralise their location and proximity to clients within the GTA. As the voice of Ontario's local electricity distributors, EDA provides advocacy and representation for its members within legislative and regulatory bodies. At its official opening Charlie Macaluso welcomed Mayor Michael Di Biase and members of Council to the 11th floor suite overlooking Vaughan and the GTA.

SUNJIN CANADA INC.

Sunjin Canada Inc., a leading manufacturer of decorated sheet metal with Polyethylene Telephthalaid film, began operations at its facility located at 131 Citation Drive. The Korean-based company hopes to develop a niche market within the decorated sheet metal sector.

UNITEC INDUSTRIAL GASES

Unitec Industrial Gases, a full-line distributor of welding products, industrial gases, safety supplies and industrial tools celebrated 35 years in business in September 2004. Located at 61 Villarboit Crescent, the company serves a wide range of customers from the mining, heavy construction, steel, housing, automotive, food and transportation industries. President Joe Stangl, along with Mayor Michael Di Biase and members of Council, celebrated Unitec's continued success in Vaughan with many of the 60 employees, clients and suppliers of the company.

PARAMOUNT CONFERENCE & EVENT VENUE

On June 9, 2004, Paramount Conference & Event Venue opened its doors becoming Vaughan's latest addition within the banquet facility and tourism sector. Located at 222 Rowntree Dairy Road, the conference and event centre has a capacity to host 1650 guests in elaborate to intimate functions. Owned and operated under byPeterandPauls.com, Paramount serves fine international cuisine, leaving guests with lasting impressions.

Winning Publications

Recognizing Excellence...

Vaughan wins First Prize for Tourism Marketing

The Economic Developers Association of Canada (EDAC) awarded the City of Vaughan the top award for its tourism advertising campaign. This innovative and witty series of advertisements promotes the fact Vaughan offers shopping, entertainment, hospitality, recreation and arts attractions and experiences comparable to some of the world's best.



Environmental Brochure wins recognition from EDCO ...

The City of Vaughan's environmental brochure "How the Future Will Unfold" was awarded a Certificate of Recognition at the 2004 Ontario Economic Development Awards, presented by the Economic Developers Council of Ontario.



New Initiatives Environment

Environment

In recognition of the importance of providing leadership in environmental matters, the City of Vaughan established an Environmental Task Force in early 2004. The mandate of the Task Force was to assist and advise the City on green improvements to municipal operations; to promote awareness and encourage green or environmental practices in homes, workplaces and open spaces.



The following activities were undertaken:

How the Future Will Unfold Brochure

The Economic & Technology Development Department published its first-ever information piece on environmental initiatives in Vaughan, entitled "How the Future Will Unfold". The brochure was produced in hard copy and electronic format and distributed to 63,000 households. At the Economic Developers Council of Ontario's Economic Development Awards, this brochure received a Certificate of Recognition.

Community Clean-Up Day - June 18th

The first annual Community Clean-Up Day took place on June 18th. Over 575 people across the City participated. Corporate Sponsors: RONA and the Sports Village/Mentana Group contributed supplies and prizes for participants.

York Region Sustainable Communities Forum

On June 2, 2004 the City of Vaughan in cooperation with York Region Health, the Clean Air Partnership and the TRCA/Kortright Centre, organized and hosted the York Region Sustainable Communities Forum. The event was very successful with 57 people in attendance. Corporate sponsorship of \$2600 was raised for the event.

Smog Summit 2004

On June 21, 2004, the City of Vaughan joined approximately 20 municipalities and senior levels of government in making commitments to reducing smog by signing the Inter-Governmental Declaration on Clean Air at Smog Summit V.

Energy & Environmental Innovations Workshop

The City of Vaughan sponsored and hosted the Energy & Environmental Innovations Workshop held on November 16th at the Copper Creek Golf Course. This workshop provided public sector and industry decision-makers with information on government funding programs and case studies of proven environmental technologies.



New Initiatives Tourism

In late 2003, Mayor Michael Di Biase and Vaughan Council directed that the Economic/Technology Development department add tourism development to its departmental mandate by providing support to businesses in the tourism segment of our local economy. After extensive consultations with representatives of the local tourism industry, the Vaughan Tourism Advisory Committee (VTAC) was formed in June 2004, to advise the City on strategies and issues pertaining to this vibrant industry in Vaughan.



VTAC's membership is comprised of business operators and representatives from the tourism sector in Vaughan and is co-chaired by Ward 2 Councillor Tony Carella and Diana Dodge of the Dodge Suites Hotel.



In September 2004, the very successful first **Annual Discover Vaughan Bash** was held at the Paramount Event Venue in Woodbridge with more than 400 people in attendance. Net proceeds of more than \$140,000 provided the seed monies needed to proceed with securing an external consultant to conduct a Tourism Study and subsequent development of a Vaughan Tourism Strategy. This work began in November 2004 and is expected that a Strategy will be delivered by June 2005.

ECONOMIC & TECHNOLOGY DEVELOPMENT DEPARTMENT (ETDD)

For more information about the City of Vaughan, contact the Economic & Technology Development Department at 905.832.8585 or via e-mail at [HYPERLINK "mailto:ecdev@vaughan.ca"](mailto:hyperlink@mailtoecdev@vaughan.ca) ecdev@vaughan.ca. Visit us on the Internet at: www.vaughan.ca

Frank Miele COMMISSIONER OF ECONOMIC/TECHNOLOGY DEVELOPMENT AND COMMUNICATIONS	Extension 8244
Connie Bonsignore ADMINISTRATIVE ASSISTANT TO THE COMMISSIONER/OFFICE COORDINATOR	Extension 8243
Emilia Valentini SENIOR MANAGER OF BUSINESS DEVELOPMENT	Extension 8127
Shirley Kam SENIOR ECONOMIC DEVELOPER	Extension 8874
Ferdous K. Noman ECONOMIC DEVELOPER - ENVIRONMENTAL SECTOR	Extension 8126
Sally Chau PROJECT/MARKETING COORDINATOR	Extension 8768
Chessa Pirnasar ADMINISTRATIVE ASSISTANT	Extension 8088
Teresa Saraceno SENIOR BUSINESS CONSULTANT/ADMINISTRATIVE MANAGER, VBEC	Tel: 905.417.0412
Steven Koo SMALL BUSINESS CONSULTANT, VBEC	Tel: 905.417.0412

ETDD SERVICES

- Site Location Assistance
- Information Services
- Business Facilitation
- Client Support Services
- Business Events Assistance
- Small Business Assistance . . . for more information, contact Vaughan Business Enterprise Centre (VBEC) at 905.417.0412 or visit www.centrebusiness.com