

COMMITTEE OF THE WHOLE – JANUARY 12, 2010

SIGN VARIANCE APPLICATION

FILE NO: SV.09-023
OWNER: PAVILION SPORTS CLUB INC.
LOCATION: 130 RACCO PARKWAY
BLOCK 1, REGISTERED PLAN 65M-3531
WARD 4

Recommendation

The Sign Variance Committee recommends:

That Sign Variance Application SV.09-023, Pavilion Sports Club Inc., be approved, subject to the following conditions:

- i) the scrolling message board area be set to change once every 24 hours; and
- ii) the applicant receive Region of York approval.

Contribution to Sustainability

N/A

Economic Impact

None.

Communications Plan

The results of this application will be communicated to the applicant through the Secretary to the Sign Variance Committee.

Purpose

Request to install a ground sign with a Scrolling Message Board in addition to an Electric Message Display on the subject property as shown on the attached drawings.

Background - Analysis and Options

Bylaw Requirements (203-92, as amended):

6.2 (a) Where a site plan approved by the City provides standards for signage and the signs for the development comply therewith, such signs shall be deemed to comply with this By-Law.

Relationship to Vaughan Vision 2020/Strategic Plan

This report is consistent with the priorities previously set by Council and the necessary resources have been allocated and approved.

Regional Implications

Region of York Engineering approval is required for the proposed signs.

Conclusion

The By-law permits only ground signs with an Electric Message Display. The applicant is proposing to install a ground sign with a Scrolling Message Board in addition to an Electric Message Display. Upon approval of the sign variance by Council a Sign Permit issued by the Building Standards Department is required.

Attachments

1. Site Plan
2. Sketch of Sign

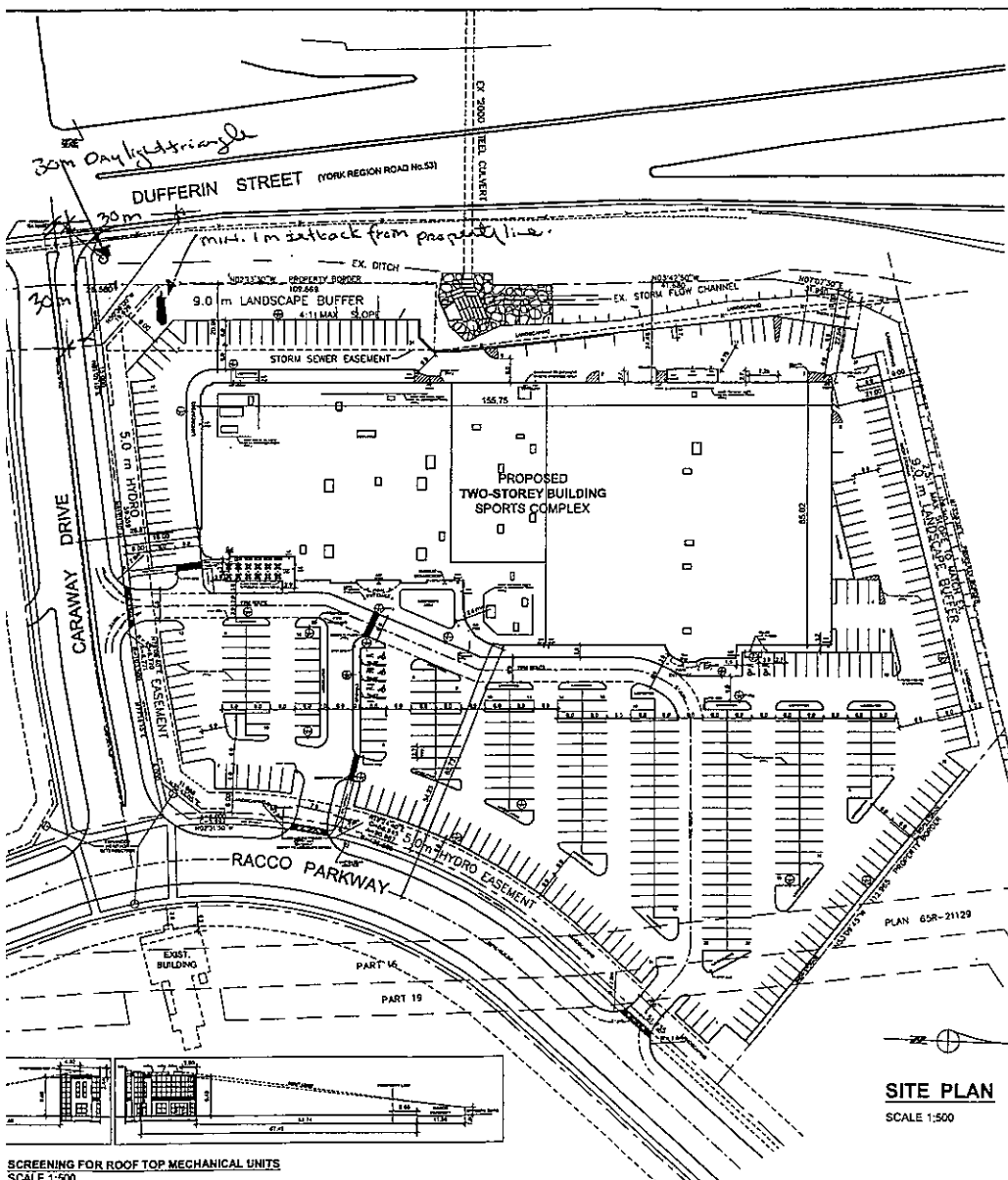
Report prepared by:

John Studdy, Manager of Customer & Administrative Services Ext 8232

Respectfully submitted,

John Studdy
Chair, Sign Variance Committee

/pa



NO.	ONTARIO BUILDING CODE DATA MATRIX	OSBC REFERENCE
1	General Requirements	Part 1
2	Structural Steel	Part 2
3	Structural Concrete	Part 3
4	Structural Masonry	Part 4
5	Structural Timber	Part 5
6	Structural Glass	Part 6
7	Structural Aluminum	Part 7
8	Structural Composites	Part 8
9	Structural Steel Joists	Part 9
10	Structural Steel Decking	Part 10
11	Structural Steel Bracing	Part 11
12	Structural Steel Connections	Part 12
13	Structural Steel Fabrication	Part 13
14	Structural Steel Erection	Part 14
15	Structural Steel Maintenance	Part 15
16	Structural Steel Inspection	Part 16
17	Structural Steel Testing	Part 17
18	Structural Steel Welding	Part 18
19	Structural Steel Painting	Part 19
20	Structural Steel Corrosion Protection	Part 20
21	Structural Steel Seismic Design	Part 21
22	Structural Steel Wind Design	Part 22
23	Structural Steel Snow Design	Part 23
24	Structural Steel Ice Design	Part 24
25	Structural Steel Earthquake Design	Part 25
26	Structural Steel Fire Design	Part 26
27	Structural Steel Blast Design	Part 27
28	Structural Steel Impact Design	Part 28
29	Structural Steel Vibration Design	Part 29
30	Structural Steel Acoustic Design	Part 30
31	Structural Steel Thermal Design	Part 31
32	Structural Steel Radiation Design	Part 32
33	Structural Steel Electromagnetic Interference Design	Part 33
34	Structural Steel Lightning Design	Part 34
35	Structural Steel Seismic Design	Part 35
36	Structural Steel Wind Design	Part 36
37	Structural Steel Snow Design	Part 37
38	Structural Steel Ice Design	Part 38
39	Structural Steel Earthquake Design	Part 39
40	Structural Steel Fire Design	Part 40
41	Structural Steel Blast Design	Part 41
42	Structural Steel Impact Design	Part 42
43	Structural Steel Vibration Design	Part 43
44	Structural Steel Acoustic Design	Part 44
45	Structural Steel Thermal Design	Part 45
46	Structural Steel Radiation Design	Part 46
47	Structural Steel Electromagnetic Interference Design	Part 47
48	Structural Steel Lightning Design	Part 48
49	Structural Steel Seismic Design	Part 49
50	Structural Steel Wind Design	Part 50
51	Structural Steel Snow Design	Part 51
52	Structural Steel Ice Design	Part 52
53	Structural Steel Earthquake Design	Part 53
54	Structural Steel Fire Design	Part 54
55	Structural Steel Blast Design	Part 55
56	Structural Steel Impact Design	Part 56
57	Structural Steel Vibration Design	Part 57
58	Structural Steel Acoustic Design	Part 58
59	Structural Steel Thermal Design	Part 59
60	Structural Steel Radiation Design	Part 60
61	Structural Steel Electromagnetic Interference Design	Part 61
62	Structural Steel Lightning Design	Part 62
63	Structural Steel Seismic Design	Part 63
64	Structural Steel Wind Design	Part 64
65	Structural Steel Snow Design	Part 65
66	Structural Steel Ice Design	Part 66
67	Structural Steel Earthquake Design	Part 67
68	Structural Steel Fire Design	Part 68
69	Structural Steel Blast Design	Part 69
70	Structural Steel Impact Design	Part 70
71	Structural Steel Vibration Design	Part 71
72	Structural Steel Acoustic Design	Part 72
73	Structural Steel Thermal Design	Part 73
74	Structural Steel Radiation Design	Part 74
75	Structural Steel Electromagnetic Interference Design	Part 75
76	Structural Steel Lightning Design	Part 76
77	Structural Steel Seismic Design	Part 77
78	Structural Steel Wind Design	Part 78
79	Structural Steel Snow Design	Part 79
80	Structural Steel Ice Design	Part 80
81	Structural Steel Earthquake Design	Part 81
82	Structural Steel Fire Design	Part 82
83	Structural Steel Blast Design	Part 83
84	Structural Steel Impact Design	Part 84
85	Structural Steel Vibration Design	Part 85
86	Structural Steel Acoustic Design	Part 86
87	Structural Steel Thermal Design	Part 87
88	Structural Steel Radiation Design	Part 88
89	Structural Steel Electromagnetic Interference Design	Part 89
90	Structural Steel Lightning Design	Part 90
91	Structural Steel Seismic Design	Part 91
92	Structural Steel Wind Design	Part 92
93	Structural Steel Snow Design	Part 93
94	Structural Steel Ice Design	Part 94
95	Structural Steel Earthquake Design	Part 95
96	Structural Steel Fire Design	Part 96
97	Structural Steel Blast Design	Part 97
98	Structural Steel Impact Design	Part 98
99	Structural Steel Vibration Design	Part 99
100	Structural Steel Acoustic Design	Part 100
101	Structural Steel Thermal Design	Part 101
102	Structural Steel Radiation Design	Part 102
103	Structural Steel Electromagnetic Interference Design	Part 103
104	Structural Steel Lightning Design	Part 104
105	Structural Steel Seismic Design	Part 105
106	Structural Steel Wind Design	Part 106
107	Structural Steel Snow Design	Part 107
108	Structural Steel Ice Design	Part 108
109	Structural Steel Earthquake Design	Part 109
110	Structural Steel Fire Design	Part 110
111	Structural Steel Blast Design	Part 111
112	Structural Steel Impact Design	Part 112
113	Structural Steel Vibration Design	Part 113
114	Structural Steel Acoustic Design	Part 114
115	Structural Steel Thermal Design	Part 115
116	Structural Steel Radiation Design	Part 116
117	Structural Steel Electromagnetic Interference Design	Part 117
118	Structural Steel Lightning Design	Part 118
119	Structural Steel Seismic Design	Part 119
120	Structural Steel Wind Design	Part 120
121	Structural Steel Snow Design	Part 121
122	Structural Steel Ice Design	Part 122
123	Structural Steel Earthquake Design	Part 123
124	Structural Steel Fire Design	Part 124
125	Structural Steel Blast Design	Part 125
126	Structural Steel Impact Design	Part 126
127	Structural Steel Vibration Design	Part 127
128	Structural Steel Acoustic Design	Part 128
129	Structural Steel Thermal Design	Part 129
130	Structural Steel Radiation Design	Part 130
131	Structural Steel Electromagnetic Interference Design	Part 131
132	Structural Steel Lightning Design	Part 132
133	Structural Steel Seismic Design	Part 133
134	Structural Steel Wind Design	Part 134
135	Structural Steel Snow Design	Part 135
136	Structural Steel Ice Design	Part 136
137	Structural Steel Earthquake Design	Part 137
138	Structural Steel Fire Design	Part 138
139	Structural Steel Blast Design	Part 139
140	Structural Steel Impact Design	Part 140
141	Structural Steel Vibration Design	Part 141
142	Structural Steel Acoustic Design	Part 142
143	Structural Steel Thermal Design	Part 143
144	Structural Steel Radiation Design	Part 144
145	Structural Steel Electromagnetic Interference Design	Part 145
146	Structural Steel Lightning Design	Part 146
147	Structural Steel Seismic Design	Part 147
148	Structural Steel Wind Design	Part 148
149	Structural Steel Snow Design	Part 149
150	Structural Steel Ice Design	Part 150

SITE STATISTICS

ZONING: C1
 LOT AREA: 36,878.0 sqm (7.86 ac)
 BUILDING COVERAGE: 8,137.2 sqm (213.5%)

BUILDING G.F.A.:
GROUND FLOOR:
 POOL AREA: 1,215.7 sqm (13,066 sq ft)
 AMENITIES (Other, Change Room, Public Rest, Mech, Pk, Children Area): 2,182.4 sqm (23,491 sq ft)
 STORAGE RM (Per 112.16.164, 165): 51.2 sqm (551 sq ft)
 CAFETERIA: 190.8 sqm (2,064 sq ft)
 SPA: 174.0 sqm (1,872 sq ft)
 RETAIL SPACE: 122.7 sqm (1,331 sq ft)
 DAYCARE: 21.3 sqm (231 sq ft)
 PERSONAL TRAINING STUDIO: 211.1 sqm (2,281 sq ft)
 FITNESS ROOMS: 230.2 sqm (2,476 sq ft)
 (Women Exercise Area)
 ICE RINKS w/ AMENITIES: 4,254.4 sqm (45,864 sq ft)
TOTAL GROUND FLOOR: 9,137.2 sqm (98,568 sq ft)

SECOND FLOOR:
 FITNESS AREA: 2,132.5 sqm (22,824 sq ft)
 AMENITIES (Other & Children Area): 296.0 sqm (3,204 sq ft)
 STORAGE RM (Per 112.16.164, 165): 41.2 sqm (443 sq ft)
 CAFETERIA (Per 112.16.164, 165): 1,096.1 sqm (11,777 sq ft)
 DAYCARE: 54.0 sqm (583 sq ft)
 ICE RINK 2nd FLOOR AMENITIES: 872.1 sqm (9,367 sq ft)
TOTAL SECOND FLOOR: 4,378.2 sqm (47,157 sq ft)

TOTAL G.F.A.: 13,515.4 sqm (145,727 sq ft)

SETBACKS: RECD: PROVD:
 FRONT YARD: 8.0 m 28.67 m
 EXTERIOR SIDE YARD: 9.0 m 20.98 m
 EXTERIOR SIDE YARD: 9.0 m 98.73 m
 REAR YARD: 13.1 m 21.0 m

PARKING REQUIREMENTS:

Area	Permits	Parking Spots
POOL	151 spots (1 spot/perm)	52.3 spaces
AMENITIES	33 spots/100 sqm	80.2
STORAGE	1 spot/100 sqm	0.8
SPA	6 spots/100 sqm	15.4
RETAIL	6 spots/100 sqm	7.4
DAYCARE	1 spot/1.8 (permitted)	1.3
PERSONAL TRAINING STUDIO	13 spots/100 sqm	10.3
GYMNASIUM	10 spots/100 sqm	31.3
ICE RINKS w/ AMENITIES	240 spots (1 spot/1000 sqm)	80.0
FITNESS AREA	11 spots/100 sqm	296.0
CAFETERIA	30 spots/100 sqm	36.3 spaces
TOTAL PARKING RECD:		878 spaces
TOTAL PARKING PROVIDED:		446 spaces
HC PARKING RECD:		5 spaces
HC PARKING PROVIDED:		5 spaces
LANDSCAPING PROVIDED:		4,202.1 sqm (153.5%)

KEY PLAN

LEGAL DESCRIPTION
 PART OF BLOCK 1, PLAN 65A-21129
 PART 17, PLAN 65A-21129
 CITY OF VAUGHAN
 REGIONAL MUNICIPALITY OF YORK

Site Plan Application
 Reference No. DA03.074

PROPOSED
SPORTS COMPLEX
 130 RACCO PARKWAY
 VAUGHAN, ONTARIO

WES SURDYKA
 P.L.L.C.

3415 HAZEL STREET, 2nd FLOOR, STE 106
 TORONTO, ONTARIO M5A 1S5
 TEL (416) 430-3254 FAX (416) 430-3741

SITE PLAN

DATE: APRIL 21, 2009
 DRAWN BY: [Signature]
 CHECKED BY: [Signature]
 APPROVED BY: [Signature]

A1

03-41

double sided illuminated pylon - option 2

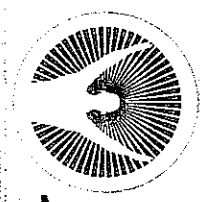
7'6" (2.33m)

Area of Header = 1.20m²

Area of Main Sign Body = 6.22m²

(5.58m)
21.975"

110.75" 105"



130

7.6'

40.75" (1.03m)

24" (.60m)
FULL COLOUR LED message centre
Area = 1.39m²
(19% of total sign area)

sign area

105.5" (2.67m)

clear cut out plexi
- pushed thru
- illuminated
- painted faces
- sides to remain clear for "glow illumination"

illuminated double sided
- sign box
- plastic
- vinyl graphics
- trim cap painted PMS - 308

1/4"
cut out aluminum
- painted pms black 5c
- raised pin mounted

THE PAVILION
shape a better life




8' - scrolling message board

48" - frame extra

THE PAVILION
shape a better life



box painted pms 2705



130

FULL COLOUR LED message centre frame and box painted aluminum

* scrolling message board frame painted pms 2705
* This area is changed mechanically by timer. It is not electronic or video.



illuminated double sided
- sign box
- plastic
- vinyl graphics - 2500-2940
- trim cap painted PMS - 308
- box painted aluminum colour

THE PAVILION
shape a better life
faces painted - pms cool grey 11c - sides to remain clear
faces painted - pms black 5c - sides to remain clear
shape a better life
faces painted - pms 308c - sides to remain clear



painting aluminum akzo nobel pms black 5c

pms 308c vinyl 2500-2940

pms 2705

total sign Area = 7.42m²

JOB #78912

GREGORY SIGNS
137 Industrial Way, Suite 100, Dallas, TX 75243
Phone: (972) 250-2940 Fax: (972) 250-2940
E-Mail: info@gregorysigns.com Web: www.gregorysigns.com

Client: Jim Foshan
Location: Lubbock
130 Pecan Energy, Marshall
Product: Sign
Order: Roll Signage Project
Job: TEXAS
Special Pylon Signage
Date: 1 Sep 16-07
Drawn by: John Emmons
Scale:
Book: Booth

NO. DESCRIPTION REVISION DATE
DATE

ILLUMINATION identified
MATERIAL
QUANTITY
DIMENSIONS
COLORS
DIVISIONS
CONTACT EMAIL

APPROVED BY: _____ DATE: _____

LEGAL
The ownership and copyright of the attached is vested in Gregory Signs Ltd. and may be used only with the written consent of Gregory Signs Ltd. in a violation of the said Copyright Act.
www.gregorysigns.com